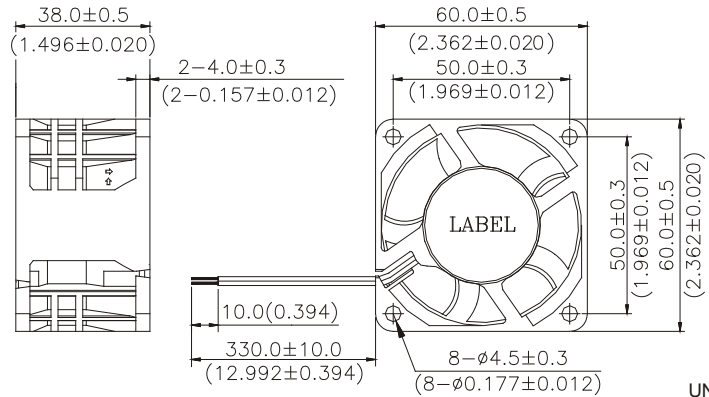


New



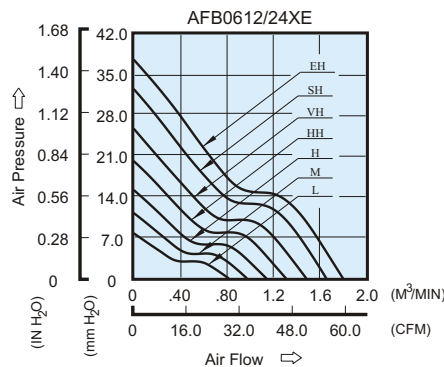
AFB 60 x 60 x 38 MM SERIES

DIMENSIONS DRAWING

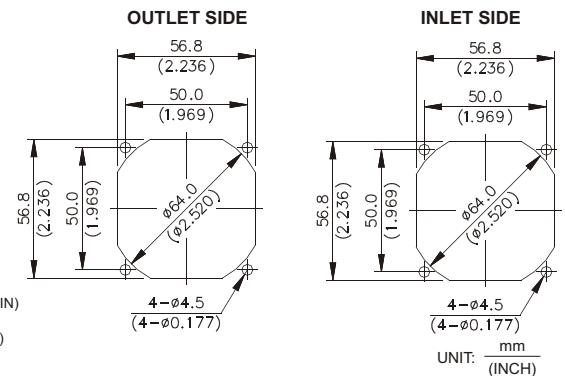


- * Bearing Type
Ball Bearings
- * Material
Impeller & Frame : Plastic (UL 94V-0)
- * Lead Wires :
UL 1007 AWG #24 OR Equivalent
Red Wire Positive (+)
Black Wire Negative (-)
- * Weight : 117g (4.13 oz)

P & Q CURVE (AT RATED VOLTAGE)



MOUNTING PANEL CUTOUT



MODEL		Rated Voltage	Operating Voltage Range	Rated Current	Rated Input Power	Speed	Maximum Air Flow		Maximum Air Pressure		Noise
PART NO.	FUNCTION	VDC	VDC	Amp	Watt	R.P.M.	m ³ /min	CFM	mmH ₂ O	IN H ₂ O	dB-A
AFB0612LE	-R00 / -F00	12	7.0 to 13.8	0.13	2.76	5000	0.816	28.81	7.76	0.306	37.0
AFB0624LE	-R00 / -F00	24	14.0 to 27.6	0.23	3.12						
AFB0612ME	-R00 / -F00	12	7.0 to 13.8	0.33	3.96	6000	0.972	34.34	11.23	0.442	42.0
AFB0624ME	-R00 / -F00	24	14.0 to 27.6	0.18	4.32						
AFB0612HE	-R00 / -F00	12	7.0 to 13.8	0.45	5.40	7000	1.139	40.22	15.18	0.598	46.0
AFB0624HE	-R00 / -F00	24	14.0 to 27.6	0.25	6.00						
AFB0612HHE	-R00 / -F00	12	7.0 to 13.8	0.68	8.16	8000	1.307	46.17	20.14	0.793	50.0
AFB0624HHE	-R00 / -F00	24	14.0 to 27.6	0.38	9.12						
AFB0612VHE	-R00 / -F00	12	7.0 to 13.8	0.85	10.2	9000	1.481	52.30	25.71	1.012	53.5
AFB0612SHE	-R00 / -F00	12	7.0 to 13.8	1.10	13.2	10000	1.651	58.32	32.50	1.280	56.5
AFB0612EHE	-R00 / -F00	12	7.0 to 13.2	1.40	16.8	11000	1.796	63.44	37.55	1.478	60.0

- * Function type is optional.
- * The max. air flow and the speed are measured in free air ; max. air pressure is measured at zero air flow.
- * Noise is measured in anechoic chamber in free air, one meter from intake side.
- * All readings are typical values at rated voltage.
- * Specifications are subject to change without notice.

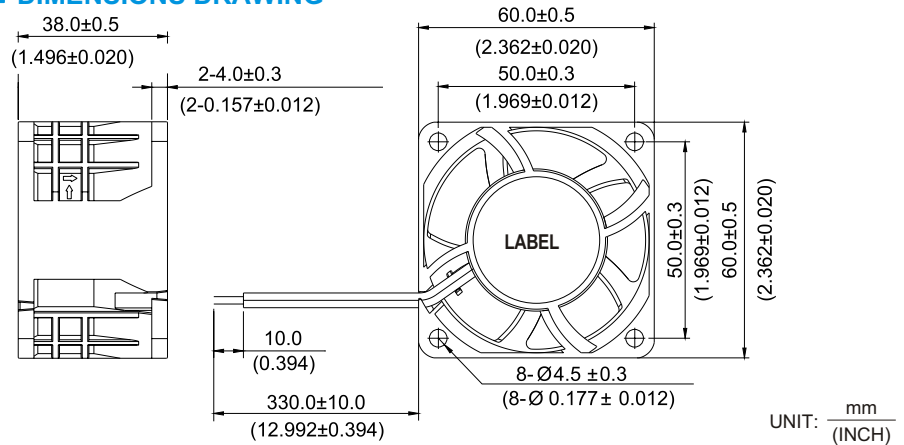
New



- * Bearing Type
Ball Bearings
- * Material
Impeller & Frame: Plastic (UL94V-0)
- * Lead Wires :
UL 1007 AWG#24 OR Equivalent
Red Wire Positive (+)
Black Wire Negative (-)
- * Weight : 117g (4.12 oz)

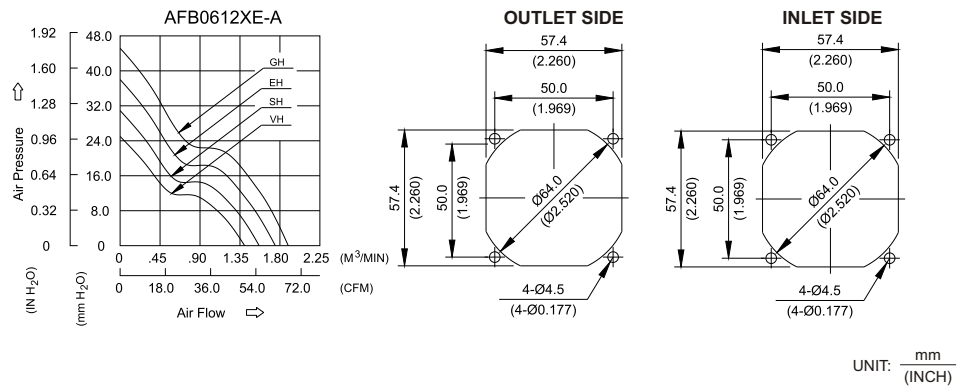
AFB 60 x 60 x 38 MM SERIES

DIMENSIONS DRAWING



P & Q CURVE (AT RATED VOLTAGE)

MOUNTING PANEL CUTOUT



MODEL			Rated Voltage	Operating Voltage Range	Rated Current	Rated Input Power	Speed	Maximum Air Flow		Maximum Air Pressure		Noise
PART NO.	REV.	FUNCTION	VDC	VDC	Amp	Watt	R.P.M.	m ³ /min	CFM	mmH ₂ O	IN H ₂ O	dB-A
AFB0612VHE	-A	-R00 / -F00	12	7.0 to 13.8	0.68	8.16	9000	1.403	49.54	25.00	0.984	54.0
AFB0612SHE	-A	-R00 / -F00	12	7.0 to 13.8	0.88	10.56	10000	1.566	55.29	30.92	1.217	57.0
AFB0612EHE	-A	-R00 / -F00	12	7.0 To 13.8	1.12	13.44	11000	1.748	61.72	38.00	1.496	60.0
AFB0612GHE	-A	-R00 / -F00	12	7.0 To 13.2	1.50	18.00	12000	1.890	66.75	44.17	1.739	61.5

- * Function type is optional.
- * The max. air flow and the speed are measured in free air ; max. air pressure is measured at zero air flow.
- * Noise is measured in anechoic chamber in free air, one meter from intake side.
- * All readings are typical values at rated voltage.
- * Specifications are subject to change without noti